



As another year races to a close

We look back on our achievements over the last few months.

It's been a busy time, although somewhat disrupted by Guild Room closures due to our renovations (yay!!) and the Albury Show. With only a few Wednesdays left for the year we can now settle back down in our freshly painted rooms with new flooring, and catch our collective breath.

The rooms look fabulous and airy, and the sale of some of the big surplus looms to good homes has given us back a generous area of floor space.

Various Workshops have been able to take advantage of the extra space, especially the weaving workshop with Elizabeth Calnan and her husband Bruce on the 16th & 17th of October, which saw a very good attendance over the two consecutive days.

Wangaratta Spinners and Weavers Guild visited us on the 23 October. Although the rooms had not been completely restored to order the extra room was appreciated, even though we kept running out of chairs :) Great to meet you guys.

Rhonda has been busy cataloguing our Library, so the newly painted book shelves not only look great, but we'll know and be able to search what's in them!

We have had a number of enquiries from local organisations and groups regarding Guild involvement in local Twilight Markets, Craft Alive, and the Albury Library Museum. We've also welcomed a number of new members, and Viv has been keeping our FaceBook Group regularly updated with pics and stories.

Shearing season is well under way, and most of our Guild members with livestock have plenty of new, natural fleecy goodness piling up to prep, use or sell.

Christmas is rapidly approaching, and some members have been busy making gifts for family and friends. This also means our own Christmas celebration is coming up soon. Our next meeting on the 11th of December (10.00am, at the guild rooms) will be the last formal meeting for the year. Members please bring morning tea/lunch to share for Christmas celebrations after the meeting.

There has been some discussion regarding opening the Guild Rooms and continuing with some Wednesday sessions over the Christmas break. Stay tuned to your email for further news.

Lastly, we have a big milestone happening next year - in 2020 our Guild turns 50!!! We're starting to seek ideas from members on how we can appropriately celebrate and publicise this achievement. Thinking hats on and all suggestions welcome at our Meeting discussions.

Katherine Wheeler, Editor.

Committee 2019 - 2020

President:

Jane Manning
0413 211 952

Vice President:

Heather Mulqueeney
02 6024 6579

Minute Officer:

Ella Foley-Teuben
0438 869 716

Secretary/Public Officer:

Julie Hofer
02 6026 3835

Assistant Secretary:

Rhonda Delahoy
0407 409 329

Treasurer:

Ann Leonard
02 6026 2703

Newsletter Editor:

Kathy Wheeler
kathyw@albury.net.au
0439 696878

Library & Equipment Officer:

Robyn Cooper
0427 252 983

Social Media Officer:

Vivien Naimo
0409 454 119

MAIL

PO Box 629
Albury NSW 2640

EMAIL

awspinnners@gmail.com

FACEBOOK

[www.facebook.com/
AWHSG](http://www.facebook.com/AWHSG)

Renovation of Guild Rooms

Vivien Naimo

The Guild was established in 1970 and previously met at the CWA Hall in Kiewa St Albury. In 1983, the Guild moved into the grandstand building at the Albury Showground in conjunction with the Albury Show Society and the Ladies Auxiliary. 1994 saw double doors installed to give access to Harness Racing room. Since the rooms have been built, there has been no renovation work done. Since then the rooms continue to be used by an ever increasing membership. The Guild members feel that the rooms could do with a freshen up.

Permission was sought by the Albury Showground Trust and a letter of support received.

Following the October 2018 meeting, where this project was suggested, the current President, drew up a list of priorities for the members to number in order of importance. At the October 2018 Meeting it was determined to:

- replace the very old carpet with lino
- plaster walls to be painted need cracks repaired
- walls & doors painted neutral, consistent colour
- Air conditioner to be replaced
- old air conditioner unit removed by volunteer members
- members to clear & clean rooms prior to work being undertaken

January 2019

ACC grant applied for by members - Vivien Naimo, Heather Mulqueeny (President), Ann Leonard (Treasurer) submitted grant

Grant was approved and we received \$5,720.00 from ACC & a further \$2,000 from the Albury Showground Trust

July 2019, planned commencement of works. Supervised by committee members.

- the old Air conditioner was removed and the hole plastered up on the inside and bricked on the inside by two husband volunteers
- walls throughout painted
- carpet removed & new lino laid
- bookshelves painted & books catalogued
- new curtains
- new loom covers
- new cupboards in the kitchen
- two looms sold which has given more space.

November 2019 Acquittal completed and submitted on completion of works.

The Guild continues to attract new members and the refreshed rooms would be more comfortable and aesthetically appealing to all, especially the older members. Lino will be easier to clean and maintain and a new quieter and more efficient Air Con will be welcomed by all members.

The knowledge acquired at the Guild's weekly meetings is generously shared with the wider community through the many events that members attend - the International Scarf Exchange, demonstrating at local libraries, agricultural shows/nursing homes/festivals/street stalls and craft fairs.



**HOUSE
Keeping
Our work
rooms
clean.**

There is a list on the notice board of tasks that can be done weekly, monthly and annually that will keep our kitchen, bathrooms and work areas clean. When you see a job that needs doing, please attend to it and sign off on the list, alternatively you might like to "claim" a job for a month or two or the year. If so please indicate that you have it covered on the list. Thanks.

OH&S - Keep the floors clear.

A gentle reminder to all, please tuck your handbag, workbag, spare equipment etc. away, under the table, or in a safe place to reduce the chance of trips and falls. Thank you.

Show & Tell - August 2019

Jane: showed off her round spiral baby rug, a hand spun, hand knitted, alpaca/mohair/angelina scarf and alpaca childs jumper with an owl pattern on it the previous week as she would be an apology for the meeting

Robyn Walker: Turkish spindle from Bog Oak (the Wood Emporium, Isle of Wight) carbon dated: 3500 BCE

Vivien Naimo: Felted Bag, Felted House-Boots, Silk dyeing with Argyle Apple and Princess Eucalypt, Knitted gloves and hats

Kathy Wheeler: Needle felted purses, Needle felted Siamese Pussycat, Felted Huacaya, Felted Suri Alpaca squares

Rhonda Delahoy: 48 pinloomed squares to be crocheted around and made into a scarf


Robyn Cooper: knitted Beagle for her granddaughter, Care Bears.

Debbie Carpenter: large cream crocheted shawl made from Gail's flock of sheep

Pinky: Tour De Fleece- 11 skeins, alpaca/merino natural dyed, madder, rhubarb, beetroot, soursop, wattle

Julie Hofer: Christmas themed pinloom rectangles, squares incorporating beads on the yarn.

Heather Mulqueoney; Shrug with a Lincraft pattern (needed a "bit" of creative interpretation) Shawl from the Scarf exchange.



Show & Tell - September 2019

Pam: Handspun knitted shawl: raffle for Car Club;
Quilt: Christmas Raffle prize for Holbrook Meals on Wheels

Jane: Knitted socks from the workshop rolags



Vivien Naimo: Balaclava, Beanie, Felted Boots

Joy: Scarf exchange scarf received

Robyn Cooper: Fiddle Muffs for Dementia patients at Albury hospital

Heather Mulqueeny; Silk/wool crocheted cowl,
Crocheted fingerless gloves

Jill: Wool, knitted, wave pattern scarf




Show & Tell October 2019

Robyn Cooper: Multicoloured Vest

Pam: Crochet rugs made from crochet squares

Jane: top-down knitted socks from handspun rolags. The black component is camel and merino dyed black

KathyW: Needle felted cat and alpaca portrait drawings



Show & Tell November 2019

Julie: Christmas beading on weave it squares. Has been working on overshot patterns on her weave it squares and has found a formula that works.


Robyn W: Rolags done in the rolag workshop hand spun into very pretty skeins.

Blue dyed hand spun wool woven into a beautiful scarf for a friend.

3 pairs of fingerless gloves, one for the lucky hubby.

Great patterns.

A magnificent Handspun hand knitted Shetland Happ. Clever dying and lovely lace pattern.




Georgia: Bravo Georgia on your first handspun skein of yarn in black alpaca. Some very cute cross stitch broaches.

Joy: 4 rows of knitting!

Debbie: An amazingly cute ball of wool Christmas decoration from USA.

Heather: Pair of commercial wool socks. Husband Michael wants a different pattern.....(to be sent to Heather) Pin loom blanket. Pinloom squares made from handspun yarn and crochet together with black commercial yarn. A great effect.

Jane: 8 shaft Black and white blanket. Commercial warp and handspun suri alpaca weft.



Workshops and more Workshops

28th August - Silk Spinning Workshop with Heather. We got to spin from silk in various forms from tops, hankies, caps, sari silk and even cocoons! Despite doing no hand prep apart from a little moisturiser, spinning silk was fun and not that difficult. Recommended!

4th of September - prep for the Weaving Workshop - members planning to join the Weaving Workshop were busy preparing their looms, both their own and some of the Guilds looms: calculating, measuring and securing the warp; winding the warp on the beam; threading the heddles and tie the ends. Busy people!

Friday 6th Sept to Sunday 8th September Yerong Creek Weekend - Guild Members joined Tumut Spinners on the annual weekend away at Heinricka Farm Stay. Reported to be a great success again! Pictured here participants from Yerong Creek workshop weekend making a beaded tassel.

16th & 17th October Weaving Workshop

- On the 16th & 17th of October a group of our members took part in a fantastic weaving workshop with Elizabeth Calnan and her husband Bruce. Elizabeth's knowledge on weaving was exceptional and her teaching practice was to be commended.

Our participants ranged from the experienced weaver, those with little experience to a couple with no experience at all. By the end of the two days everyone was a lot more comfortable with weaving terminology and there wasn't as many "thingees and whatsees".

We practiced many styles of finger manipulated weaves and we all had our favourite and not so favourite styles. The styles that we learnt were Leno, which included some laces, inlay, dukagang (straight little paths in the cloth), bouttone (loops), bouquets, Danish medallions, Spanish lace, Soumak, ghiordes knot and chaining. Some of the styles had variations like splits and double.

Most of the time there was the usual banter, but for some of the more difficult styles the room was deafly quiet due to intense concentration.


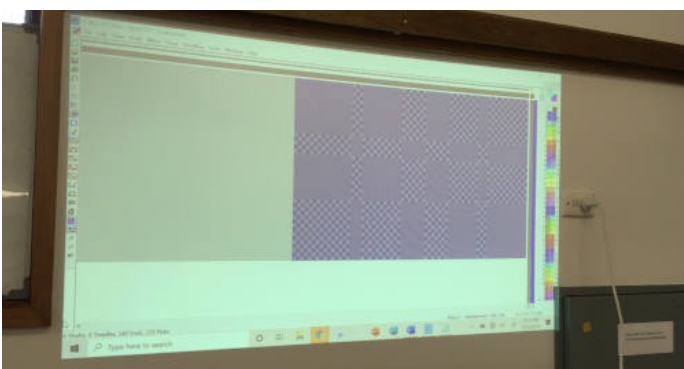
We would also like to thank Heather and Robyn for being our kitchen ladies and made sure we all had a cuppa when needed! They also prepared our morning tea and lunches as well as cleaning and packing up afterwards, it was very much appreciated.

Julie








Participant quote :
‘We had a fabulous weaving workshop. Such fun.’



And still more Workshops

27th October - Weaving with beads on Pin Looms. Following on her April Workshop *Diagonal Weaving on a Pin Loom*, Julie brings us these Christmas Pin Loom projects for festive fun.



Out and About

Just a few pictures from our adventures outside the Guild Rooms:



October 30th - While the Guild Rooms were closed for the Albury Show, we got together down by the river. Lovely morning spent on the Murray ... a beautiful spot to spin, weave, knit, sew, crochet or just to relax.



Even the local ducks dropped in to say hello.

November 6th - A very big thank you to Pam for organising rooms at Hume retirement village for the second week of the Albury show lock out when inclement weather meant the river bank was not an option. This is a magnificent venue with a lovely view.

November 9th - Mirrumbeena Art Craft Activity Fair - Heather, Robyn, Pam Bev and Rhonda went. Six of the Guild books were sold, and Guild members demonstrated and sold their wares. It was good fun with lovely food available.



Fun with Numbers ...

Fibonacci sequence for stripes in knitting, weaving etc.:

1, 1, 2, 3, 5, 8, 13, 21, 34, 55 ...

Each number in the sequence is the sum of the two preceding numbers.

The theory is that using the numbers in the sequence to define the width of a stripe creates the illusion of a random pattern that's visually appealing.

You can limit your design to the first few numbers in the sequence; you don't have to continue increasing the width of the stripe.

Have a play and see how Fibonacci numbers work out. Also give Hailstone numbers a try!

Hailstone Numbers

Start with any positive integer (an *initial seed*) and obtain a sequence of numbers by following these rules.

1. If the current number is even, divide it by two; else if it is odd, multiply it by three and add one.

2. Repeat.

Let's try a few numbers to see what happens:

n=3; 10, 5, 16, 8, 4, 2, 1, 4, 2, 1, ...

n=4; 2, 1, 4, 2, 1, ...

n=5; 16, 8, 4, 2, 1, 4, 2, 1, ...

n=6; 3, 10, 5, 16, 8, 4, 2, 1, 4, 2, 1, ...

n=7; 22, 11, 34, 17, 52, 26, 13, 40, 20, 10, 5, 16, 8, 4, 2, 1, 4, 2, 1, ...

Hmmn... does every initial seed yield a sequence that eventually hits 1 (and then repeats: 4,2,1,4,2,1,...)?

The *Collatz conjecture* says yes, but this has never been proved.

However, it has been shown true for every number ever tried! The numbers in such sequences bounce up and down, which is why they are sometimes called "hailstone numbers".

Su, Francis E., et al. "Hailstone Numbers." *Math Fun Facts*. <<http://www.math.hmc.edu/funfacts>>.

Which one(s) are you?



knitty
- needs Validation
- wants to be laid back but has no chill
- anxiety



weave
- dreams of living in the mountains with 15 sheep
- Done™
- would survive the zombie apocalypse



spin spin
- "sorry i wasn't listening"
- so relaxed
- almost certainly a witch or a fairy



to dye for
- optimist
- loVES You sO MuCH
- disaster queer



criss cross
- hilarious jokes all the time
- super smart but doesn't show off
- vodka aunt



hooked
- tacky af. knows it. loves it.
- a free spirit
- the softest



stabby machine
- mom friend
- "don't worry i'll fix it :)"
- pastels



master of lace
- cryptid
- has seen things u cant even imagine
- too powerful



felt
- manages to give off cozy vibes while being intensely intimidating
- creative genius
- probably great with kids

FOR SALE:

Ashford Traditional Spinning Wheel in very good condition.
Comes with 4 bobbins, Lazy Kate and Niddy Noddy.

\$185 .00 Happy to negotiate.

Call Heather 0407 529062

Daily habits that will change your life:

- 1 hour of exercise
- 2 litres of water
- 3 cups of tea
- 4 colours on the plate
- 5 minutes of meditation
- 6 songs that motivate you
- 7 minutes of laughter
- 8 hours of sleep
- 9 pages of a book
- 10 reasons to be thankful



Albury Wodonga Handweavers & Spinners Guild Program - 2019

December 4th	Casual Workday
December 11th	Business Meeting, Christmas Morning Tea / Lunch
December 18th	Rooms Open for Casual Workday
January 8th	Rooms Re-Open for Casual Workday*
January 15th	Rooms Open for Casual Workday*
January 22th	Rooms Open for Casual Workday*
January 29th	Rooms Open for Casual Workday*
February 5th	Rooms Open for Casual Workday*
February 12th	Business Meeting - first meeting for 2020

*Dependent on member interest and key holder being available.

Business Meeting - Morning Tea Roster

Date	
11 th December	Please bring morning tea/ lunch to share for Christmas celebrations.

